




GEAR PUMPS GB·GC SERIES



GC-13
GB-13



GC-20
GB-20



GC-25
GB-25

Simple mechanism, compact size and lightweight, these economical pumps are used in industry, agriculture and commercial fishing.

CHARACTERISTICS

- High lifting capacity and increased pressure.
- Simple mechanism.
- Compact and light.

Model GB : For water, salt water, weak acids and various chemicals, etc.

Model GC : For kerosene, light oil, machine oil, heavy oil; etc.

This model can also be used for heated liquids up to a maximum temperature of 150°C.

Note : If Model GC is used for fresh or salt water, adequate lubrication maintenance must be performed.

APPLICATION

These pumps can be used for a variety of industrial and agricultural jobs including pumping A-crude, B-crude, oil, urine fluids and fertilizer, water drainage, laver collection, moving boiling oil, millet jelly, coaltar, etc.

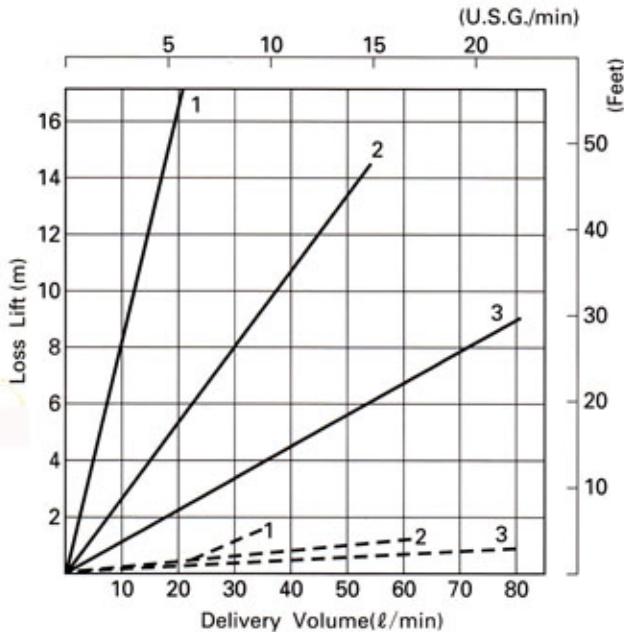
SPECIFICATIONS

Model	Material	Connection Dia.	Revolution	Delivery Volume	Delivery Pressure	Siphoning Factor	Power	Pulley	Weight
GC-13	Cast iron (entire)	13m/m(1 ¹ / ₂ "	400rpm	21ℓ /min 5.5 U.S.G./min	1~3kgf/cm ²	4m 10Ft	200W	125×A1	5kg
GB-13	Brass (gear)								
GC-20	Cast iron (entire)	20m/m(3/4")		37ℓ /min 9.8 U.S.G./min			400W	150×A1	6kg
GB-20	Brass (gear)								
GC-25	Cast iron (entire)	25m/m(1")		55ℓ /min 14.5 U.S.G./min			750W	200×A1	10kg
GB-25	Brass (gear)								



GEAR PUMPS GB·GC SERIES

PRESSURE LOSS INSIDE PIPE



* Solid lines show 800 centistokes viscosity at 0°C, B-Crude.
 * Dotted lines show water curve.

- (1) Dia. 1/2 in. pipe
- (2) Dia. 3/4 in. pipe
- (3) Dia. 1 in. pipe

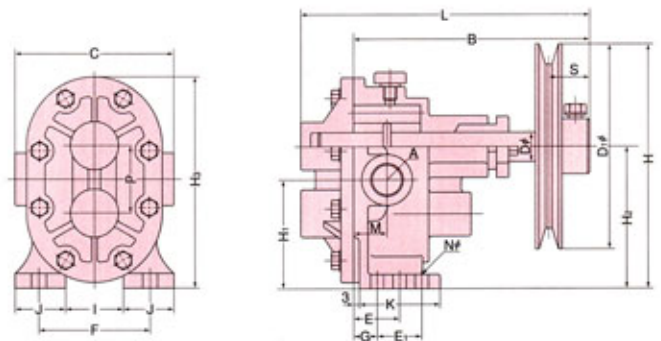
Since losses of lift mean pressure loss per 1 m. pipe, for 5m. pipe the value will be 5 times.

If liquids with a viscosity of more than 1000 centistokes is being pumped, use a suction pipe of the minimum length and/or operate the pump at less than 400 rpm, and Suction pipe must be 1 or 2 sizes larger than standard size.

RPM & DELIVERY VOLUME

Model	200rpm	400rpm	600rpm
GC-13 GB-13	10l/min	21l/min	32l/min
GC-20 GB-20	18l/min	37l/min	56l/min
GC-25 GB-25	27l/min	55l/min	83l/min

Note: The above figures are theoretical and will vary according to the viscosity of the liquid being pumped.



EXTERNAL DIMENSIONS

Model	A	L	B	C	D	D1	H	H1	H2	H3	F	J	I	K	E	G	E1	N	M	P	S	Pulley
GC-13·GB-13	PS _{1/2}	181	148	100	18	127	151	67	88	130	70	32	36	51	33	-	-	9	21	41	25	A1
GC-20·GB-20	PS _{3/4}	201	165	130	20	152	179	78	103	153	97	36	58	60	-	23	28	9	25	50	25	A1
GC-25·GB-25	PS ₁	247	204	142	22	203	230	97	129	191	114	38	65	75	-	30	34	10	33	63	24	A1



KOSHIN LTD.

12, Kami-Hachinotsubo, Kotari Nagaokakyo city, Kyoto, Japan
 TEL: +81-(075)-954-6111
 FAX: +81-(075)-955-1927

PT. LUKES INDONESIA

Lindeteves Trade Center Lt UG, Blok B1 No. 6
 Jalan Hayam Wuruk, Jakarta - Indonesia
 Phone : 021 - 6231 7842, 628 5144
 Fax : 021 - 6231 0499
 email : sales@lukesindeonesia.com

